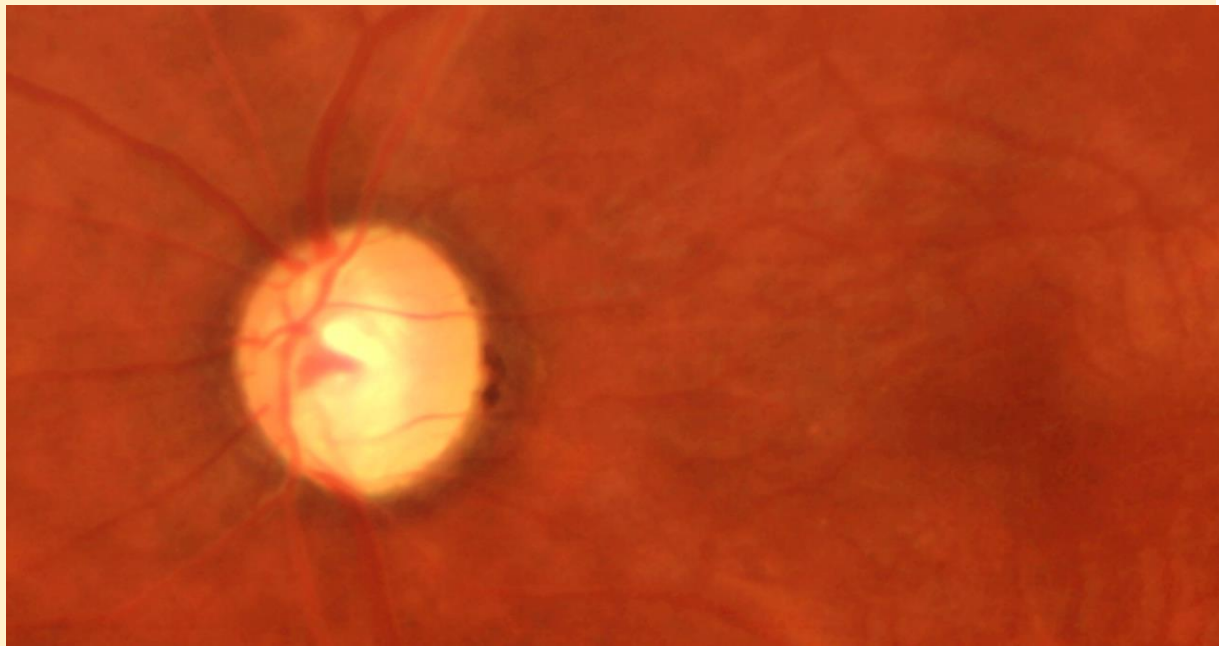




Glaucoma Society of India

GSI Newsletter

Issue No 6; September 2024



<https://www.glaucomasociety.in/>

Team Newsletter



Dr Julie Pegu



Dr Paaraj Dave



Dr Parivadhini A



Dr Shahinur Tayab



Dr Swati Upadhyaya

Editorial



Dear seniors, friends, and colleagues

Greetings from the GSI newsletter editorial team. We are thankful to all esteemed members of society who encouraged us through their mails. We hope the newsletter will improve with time and feature some more regular columns. We thank Dr. Barun Nayak and Dr. Manav Deep Singh for their unconditional support.

I am thankful to my esteemed editorial team-mates, who have always been supportive and at times responded at short notice. My special thanks to Dr. Purvi Bhagat for regularly contributing the crossword. This issue of the newsletter features intra-ocular pressure lowering drugs.

I am sure you would be gearing up for the upcoming annual conference. We have included the program guide in this issue for your ready reference. See you soon at GlaucoCherry

Happy reading, and as always, your suggestions and feedback are awaited.

Yours

Dr Parveen Rewri
Editor

gsinewseditor@gmail.com

Disclaimer


The aim of the GSI e-newsletter is to provide a platform for ophthalmologists to interact and learn about glaucoma from experienced specialists and to promote the exchange of ideas, news, views, and updates. Its content does not represent the official opinion of GSI, and all views expressed are those of individual authors.

Presidents' message

Dear GSI Members,

Festive greetings.

We are now set to meet at GlaucoCherry 2024, our Annual Conference by the end of the next month. Stalwarts from our GSI fraternity, both National and International, are going to participate as Faculty, which means that it is going to be a wonderful exchange of information and upgradation of education.



As I come to the end of my Presidential tenure, I am both happy and sad. Happy because I have been able to do all what I had planned to when I took up the post, and sad because I will surely miss out on doing more for the society.

Dr Manav Deep Singh as Secretary and Dr Maneesh Singh as Treasurer, were my pillars of strength. They stood by my side throughout and kept their constant support for me, without which the journey would have not been a satisfying pleasant one. The Executive Committee (Dr Manju Pillai, Dr Prafulla Sarma, Dr Sachin Dharwadkar, Dr Shikha Gupta, and Dr Shweta Tripathi) understood my views on various issues and gave me their go-ahead with full confidence in me. Dr Parveen Rewri did a commendable job as editor of the newsletter. The Advisory Board members always stood by our side with full support. I would like to take this opportunity to thank them from the bottom of my heart and let them know that I appreciate their gesture.

We, as a team, were able to get a permanent office space for our society's Secretarial Office at the AIOS HQ in Delhi, after much follow up. I appeal that future office bearers make full use of the space which will ensure continuity and maintenance of books of records and information, since the place is also registered with the Registrar of Societies. The streamlining of the GSI Constitution was a colossal task at hand and we could bring it to a logical conclusion with a lot of efforts and discussion. I would sincerely like to thank all those who have contributed towards this endeavour. It is not possible to make a mention of only a few names since many people, in small and big way, contributed towards redrafting of the Constitution.

I would like to appeal to young Glaucoma experts in our fraternity to come ahead and work towards making GSI stronger and more interactive by taking part in various activities of the society.

Lastly, I would like to thank you all for having elected me as your President and extending all the support through the last two years. I hope to meet you all at the GlaucoCherry 2024 to enjoy the well-planned scientific program, apart from the scenic beauty of Puducherry.

Regards,

Barun Kumar Nayak

President GSI

From the desk of Secretary

"As we come close to end of our term, we bring to you this sixth newsletter on behalf of executive committee of GSI. This period of two years has been full of excitement, fulfilment, and learning for me. Dr B K Nayak, our president, has been a great mentor checking every detail personally to the most minute level. With a treasurer as cooperative as Dr Maneesh Singh and a great executive



body team, we could achieve most of the tasks that we had planned to do. The most challenging task that was assigned to the current executive was to have the society statutory compliant. We have submitted approximately 600 pages of documents with the registrar's office and are in the process of submitting additional documents as per their further demand. Second was the constitutional amendment. The amended constitution was submitted in the registrar office in March 2024 and no objections have been raised by them. Many members participated in various sub-committees and gave their inputs. My special thanks to each one of them especially Dr Roennie George.

Need for a permanent office has always been felt not only to have a permanent address but also for the continuity of office. A permanent office of GSI has been set up at the AIOS HQ building in Delhi and this address has been notified to the registrar's office. Their response to issue a fresh 'Registration certificate' with this new address is awaited.

Most of societies have a presidential medallion which gets transferred from outgoing to incoming president after the elections. This tradition was being missed in GSI. Therefore, starting 2024, a presidential medallion will be transferred on election of new president every two years. It will not be out of place to recollect that during my tenure as treasurer from 2018-2020, a similar task was undertaken by changing society logo because the original logo did not have name of society mentioned on this.

The financial health of our society has become robust over the last few years. The society's constitution has not been properly compliant to the income tax laws of India especially in the definition of its Corpus funds. This has been made compliant to the current laws after multiple consultations from multiple experts in the field. My special thanks go to Dr Prateep Vyas in this regard. I hope the treasurer will give you detailed information in this regard.

It is a very pleasant experience for me to share that most of the posts in the new executive 2024 have been filled un-opposed. I congratulate all those who have already been elected and wish good luck to those who are in the contest. The details are available on the GSI website.

The current LOC, under the leadership of Dr R Venkatesh and under direct supervision of our highly accomplished President, is working very hard to provide you the perfect blend of learning and

socialising. Please do not miss this wonderful opportunity from September 27-29,2024 at Suganya Convention Centre, Puducherry.

I am thankful to Dr. Parveen Rewri and his editorial team. He is an excellent academician and has been a perfect editor for all these 6 newsletters. He keeps on working quietly without any show off.

I have lots more to share with you but the space being limited, you are requested to wait till I read the report of executive during AGM on September 28th, 2024 during the annual conference.

Hoping to meet you all personally during the Annual Conference at Puducherry.

Long live GSI! Jai Hind

Yours sincerely,

Prof. Manav Deep Singh

Honorary Secretary GSI,



From the desk of Treasurer

Dear eminent members,

Greetings!

I have been serving as the Treasurer of our beloved society for the past two years. As we share the last newsletter of our tenure, I would like to thank all



you for providing me the opportunity to serve our esteemed society. It has been an enriching experience working along with our dynamic President, Dr. Barun Kumar Nayak and dedicated Secretary Dr. Manav Deep Singh who have vast experience and expertise.

I would also take this opportunity to thank my predecessor, Dr. Mayuri Khamar for her constant support. Very soon the new team will be taking over the GSI office. My best wishes to them. Our society-chartered accountant, Mr Pratik Shah has timely and meticulously prepared the audited report for the financial year 2023-2024, which has been uploaded on the website.

In the last 2 years we have ensured that the financial transactions are paperless to maintain proper records and transparency. This was made possible due to constant efforts of our team by completing all the required paperwork and formalities with the bank. Now every transaction done by GSI has to be authorized by all the three office bearers.

Best wishes and looking forward to meeting everyone at Puducherry.

Yours sincerely,

Maneesh Singh



RIO, RIMS-Ranchi, Jharkhand
14.07.2024



RIO, IGIMS Patna, Bihar 21.07.2024



AIIMS-Kalyani, West Bengal 28.07.2024

GIEP 2023-2024



AGMC & GB Pant Hospital, Tripura 11.08.2024



Resva, Madhya Pradesh 26.11.2023

Bilaspur, Chhattisgarh
18.02.2024



Aimer, Rajasthan 07.01.2024



Udairpur, Rajasthan 30.06.2024



Aligarh (UP) 04.08.2024



Thenni, TN 05.11.2023



Amritsar, Punjab 05.11.2023



Tirupati, AP 28.07.2024



Amrita Hospital, Faridabad Haryana 14.01.2024



Guntur-AP 07.04.2024



AIIMS Bhatinda, Punjab 18.05.2024

GEEP 2023-2024



Bellari, Karnataka 04.02.2024



Nanded, Maharashtra
07.04.2024



Kollam, Kerala 16.06.2024




Aurangabad, Maharashtra
14.04.2024



Nellore, AP 26.12.2023

Crossword: Drug Mania



Across

4. Cutaneous hemangioma
7. Mydriasis, Prodrug
8. Tachyphylaxis, Anaphylaxis
10. Intraocular pressure, Intracranial tension
12. Idiosyncrasy, acidosis

Down

1. Dermatitis, Dryness, Drowsiness
2. Acid, Blood flow
3. Pioneer, Preservative free, Prostaglandin
5. 1996, Gamechanger
6. Orange, Osmosis
9. Hyperemia, Hemorrhage
11. Myopia, Myasthenia

Answers to last crossword:

1. TRAVOPROST
2. INFINITE
3. LIGHT
4. MITOMYCIN
5. PERSISTENCE
6. BRIMONIDINE
7. IBS
8. CHARLES BONNET SYNDROME
9. NETARSUDIL
10. MANOMETRY
11. PAUL CHEW
12. PROSTAGLANDIN

Winners (All correct entries):
Dr Prasanna Venkatesh Ramesh

Dr Purvi Bhagat is Professor & Head of Glaucoma Services at M & J Western Regional Institute of Ophthalmology B. J. Medical College Ahmedabad, Gujarat. Glaucoma crossroads of this issue focusses on IOP lowering drugs. Go Ahead, and use your memory to solve it. Mail your entries to gsinewseditor@gmail.com. The first three all-correct entries will feature in the next issue of the e-newsletter.





33rd Annual Conference of Glaucoma Society of India

GlaucoCherry2024

27-29 September 2024

 **Suganya Convention Centre, Pondicherry**



Scientific Program Book

GlaucoCherry 2024: Free-papers

Session 1

1. Phenotypic variability, Glaucoma severity and long-term outcomes in Axenfeld Rieger patients with FOXC1 and PITX2 variants. Dr. Arnav Panigrahi
2. Rare association of Inherited Retinal Dystrophies and Refractory Angle Closure Glaucoma: Management challenges and new learnings. Dr. Sushma Tulava
3. Comprehensive Analysis of Hypotony and Choroidal detachment in eyes post trabeculectomy with Mitomycin-C: An Overview Dr. Deepa Ramamoorthy
4. Comparative study of outcomes of 5-0 prolene GATT with phacoemulsification in POAG versus PACG Dr. Devendra Maheshwari
5. Comparison of outcomes of GATT and GDD in vitrectomised patients with glaucoma Dr. Meghna Ganesh
6. Outcomes of trabeculectomy with mitomycin C (MMC) in juvenile open angle glaucoma (JOAG) Dr. Anugya Sharma

Session 2

1. Non penetrating deep sclerectomy in eyes with split fixation Dr. Sharmila R
2. Toric Intra-ocular Lens Outcomes in Eyes Undergoing Combined Phacoemulsification with Trabeculectomy Dr. Supriya CN
3. Evaluating the effect of Dorzolamide vs Netarsudil in Pre-perimetric and Early Glaucoma- A Randomised Controlled Trial Dr. Dewang Angmo
4. Incidence, etiology, and risk factors for tube explantation in patients undergoing patch-free glaucoma drainage device Dr. A Vijayalakshmi A
5. Title: One-year outcomes of Bent Ab-interno Needle Goniectomy (BANG) with Phacoemulsification in Primary Glaucoma Dr. Anchal Gera
6. Long term outcomes of trabeculectomy combined with vitreoretinal surgery Dr. Abhishek Hitesh Shah

Session 3

1. LTBP2-related congenital megalocornea with zonular weakness and secondary lens-related glaucoma: clinical experience and phenotypic expansion Dr. Indu Pavani Velamala
2. Comparative efficacy of circumferential versus hemigonioscopy assisted transluminal trabeculotomy for primary congenital glaucoma Dr. Anand Kumar Pathak
3. Changes in intraocular pressure before and after femto-laser pretreatment during FLACS procedure Dr. Swati Singh
4. Cross cultural Adaptation and Psychometric validation of the Hindi version of the 25-item National Eye Institute Visual Functional Questionnaire Dr. Parveen Rewri
5. Clinical Course following Acute Angle Closure Attack: Is There Calm After the Storm? Dr. Usha Tejaswini S
6. Utility of Clinical Exome Sequencing for non-acquired childhood Glaucoma Dr. Manik

Full text of free papers will be available on <https://glaucomasociety.in/> after the conference

Free -papers for Dr. Sridhar B Rao award

- | | |
|--|--------------------------|
| 1. Secondary Childhood Glaucoma: Demographics, Management, and Outcomes in Northern India Hospital | Dr. Parul Bansal |
| 2. The SKIBI (Suture GATT Vs KDB Vs iStent Vs BANG Vs iStent Inject) Analysis -Early Outcomes of MIGS On Indian POAG Eyes - A Holistic Study Like Never Before | Dr. Prasanna V Ramesh |
| 3. Aqueous Angiography Guided BANG in High versus Low Aqueous Humour Outflow Regions in POAG: Pilot RCT | Dr. Nitika Beri |
| 4. Enhancing early glaucoma detection through family screening to reduce glaucoma related blindness | Dr. Annamalai Odayappan |
| 5. Comparison of surgical outcomes of Phaco-GATT Versus Phaco-Trabeculectomy in Open-angle glaucoma | Dr. Madhavi R Pillai |
| 6. Early Onset Glaucoma in Phacomatosis Pigmentovascularis & Sturge-Weber Syndrome: A comparative study | Dr. Rashmi Krishnamurthy |

Innovations in Glaucoma - Glauco Pitch Session

- | | |
|--|-------------------------------|
| 1. Peeking With Eyes of An AI - Protracting the Geometry of Irido-Corneal Angle with AI Utilizing Human Intelligence / A Novel Cost-Effective Offline Angle Protractor Like Never Before | Dr. Prasanna Venkatesh Ramesh |
| 2. Affordable Virtual Reality demo of glaucoma surgical instruments, implants & eye models | Dr. John Davis Akkara |
| 3. Acutone- Acoustic Tonometer | Dr. Kavitha Srinivasan |
| 4. Slit Lamp Gonio Holder | Dr. Shivam Gupta |
| 5. Experiencing Glaucomatous Visual Field loss with glasses, Apps, Virtual Reality and More | Dr. John Davis Akkara |

Video Section: Diagnostic

- | | |
|---|------------------------------|
| 1. Deciphering Glaucoma Module Premium Edition - A Pedagogical Video Guide for Early Diagnosis with The Novel BMO-MRW | Dr. Indu Pavani Velamala |
| 2. One Tap for a Brighter World | Dr. Megha G |
| 3. Iris Sails: Bilateral Iridoschisis presenting as Angle closure glaucoma | Dr. Jasleen Dhillon |
| 4. Overcome the hurdles of intraoperative gonioscopy to master MIGS | Dr. Madhavi Ramanatha Pillai |
| 5. Anterior Segment OCT: A Holster for MIGS surgery | Dr. Devendra Maheshwari |
| 6. Role of rural Vision Centres in the fight against Glaucoma. | Dr. Shivam Gupta |



**Glaucoma
Society of India**

Video Section: Management

- | | |
|--|-------------------------------|
| 1. An Intraoperative Neophyte Gonioscopist's Videographic Atlas with Focal Points for Effective Practice - Ticket to Excellence For MIGS | Dr. Prasanna Venkatesh Ramesh |
| 2. Surgical management of secondary glaucoma due to Retinopathy of Prematurity | Dr. Anil Kumar Mandal |
| 3. Glaucoma Surgery: A new era in surgical treatment of juvenile glaucoma | Dr. Mohideen Abdul Kader |
| 4. TTT - Touch, Tear and Thread the Canal | Dr. Swati Upadhyaya |
| 5. Bleb rescue surgeries: A tailor-made approach | Dr. Dewang Angmo |
| 6. Flip to seal the deal: Management of Leaking Filtering bleb using Scleral Rotational Autograft | Dr. Devendra Maheshwari |
| 7. A stitch in time saves nine: Reversal of Post Trab Hypotony Maculopathy by Transconjunctival Flap Suture | Dr Shivam Gupta |
| 8. Principles of Tube Repositioning in Anterior Chamber | Dr. George Puthuran |

Do vote in GSI Election 2024

No	Name	GSI Membership No	Status of Application after Withdrawal date
PRESIDENT			
1	Dr Prateep Vyas	V00879	Valid
2	Dr Sathyan Parthasarathi	P00761	Valid
SECRETARY			
1	Dr Deven Tuli	T00863	Withdrawn
2	Dr Manish Shah	S00813	Valid (Uncontested)
3	Dr Rajul Parikh	P00760	Withdrawn
TREASURER			
1	Dr Ankur Sinha	S00539	Withdrawn
2	Dr Deven Tuli	T00863	Valid (Uncontested)
ZONAL MEMBER - NORTH			
1	Dr Dewang Angmo	D00300	Valid (Uncontested)
ZONAL MEMBER - SOUTH			
1	Dr Raveendra Tammineni	T00208	Valid (Uncontested)
ZONAL MEMBER - EAST			
1	Dr Ajeet Kumar Dwivedi	D00436	Valid
2	Dr Debasis Chakrabarti	C00168	Valid
3	Dr Chengchira Sangma	S00841	Withdrawn
ZONAL MEMBER - WEST			
1	Dr Priti Kamdar	K00024	Valid (Uncontested)
ZONAL MEMBER - CENTRAL			
1	Dr Vinita Ramnani	R00785	Valid (Uncontested)

Online Voting

From 16/09/2024 (0600 hours) to 23/09/2024 (0559 hours)

PRE-CONFERENCE DAY

Please note that Wet Lab is scheduled for post lunch on Thursday, 26th September 2024

- (1) Wet Lab will be on Trabeculectomy
- (2) Wet Lab will be on Tube Implant Surgery

DAY 1

INSTRUCTION COURSE

Friday, 27th September 2024

Time	Hall A	Hall B	Hall C	Hall D	Hall E
09:00 am to 10:00 am	IC-1 : Could I do better? VAST	IC-5 : Gonioscopy - Tips & Tricks	IC-9 : Dynamics of Target IOP	IC-13 : Anterior Segment OCT & UBM in Glaucoma	Free Paper I
Chairman	Dr R Venkatesh : Mastering Angle Surgery - Touch, Tear and Thread.	Dr Mayuri Khammar : Essentials of Gonioscopy.	Dr Ronnie George : Re-assessing Target IOP During Follow-Up - Case Based.	Dr Sushmita Kaushik : Introduction to the Course, and Snapshots of Clinical Utility of UBM.	
Co-Instructor	Dr Siddharth Dikshit : Enhancing the Success of Tube Surgery - My Insights.	Dr Maneesh Singh : Common Mistakes While Performing Gonioscopy & Overcoming it.	Dr Bhagabat Nayak : Estimating Disease Severity for Target IOP.	Dr Sushma Tejwani : Snapshots of Clinical Utility of AS - OCT	
Co-Instructor	Dr Thomas George : Combined Glaucoma & Cataract Surgery : Strategies for Optimal Outcomes.	Dr Shweta Tripathi : Intraoperative Gonioscopy - Tips & Tricks for Angle Surgery.	Dr Rayees Ahmed : Definition of Target IOP & Factors Used For Estimation.	Dr Shikha Gupta : Snapshots of AS Imaging in Children.	
Co-Instructor	Dr Subashini Kaliperumal : Simple Techniques in Optimising Trabeculectomy.	Dr Dewang Angmo : Gonioscopic Presentation in Secondary Glaucoma.	Dr Vinita Ramnani : Different Target IOP Estimation Techniques at Baseline.	Dr Parul Sony : Fundamentals of UBM.	
Co-Instructor	Dr Sirisha Senthil : Repairing Blebs & Tubes	Dr Parag Sharma : Gonioscopes - What to Choose, Technique of Doing Indirect Gonioscopy.	Dr Shahinur Tayab : Target IOP in PACG & Secondary Glaucoma - Is it Different?	Dr Medha Prabhudesai : Fundamentals of AS OCT.	

10:05 am to 11:05 am	IC-2 : All About Trabeculectomy	IC-6 : Humphrey Perimetry	IC-10 : Rationale of Management of Glaucoma	IC-14 : Laser Procedures in Glaucoma	Free Paper II
Chairman	Dr Prafulla Sarma : Introduction & Management of Late Complications.	Dr G R Reddy : Interpretation of Visual Fields According to Stage of Glaucoma.	Dr Shalini Mohan : Rationale of Off-Label Modalities in Glaucoma Management.	Dr Harsh Kumar : Unusual Laser Procedures which all can & should do in Glaucoma cases: Iridoplasty / Bleb Reduction / Iridolenticular Synchiolysis.	
Co-Instructor	Dr Sunil Jain : Surgical Steps & Intra-Operative Challenges.	Dr Ankur Sinha : Understanding of Single Field Analysis Printout.	Dr Sumit Sachadeva : Rationale of Surgical Management.	Dr Vinay Nangia : Primary Angle Closure Disease : Biometry & Laser Perioheral Iridotomy.	
Co-Instructor	Dr Dilip Lalwani : Management of Wound Leak & Shallow AC in Early Post-Operative Period.	Dr Tutul Chakrabarti : Understanding Point Pattern Based Analysis of Visual Fields & the Indication of 10-2 Testing.	Dr Maitreyee Das : Rationale Use of Topical Therapy.	Dr Lipi Chakrabarti : Laser PI - Exact Procedure, Machines Available, Problems faced by Practitioners & Complications.	
Co-Instructor	Dr Madhu Bhaduria : Rescuing a Failing Filter.	Dr Vidya Chelerkar : Identifying Common Artefacts & Improving the Accuracy of Testing.	Dr Parul Icchapujani : Rationale Usage of Diagnostic Modalities in Glaucoma.	Dr Surajit Chakrabarti : Diode Cyclophotocoagulation.	
Co-Instructor	Dr Raveendra T : Indications & Pre-Operative Considerations.	Dr Geeta Behera : Identifying Glaucoma Progression on Visual Fields.	Dr Sumit Choudhary : Rationale of Laser Therapy in Glaucoma.	Dr Reena Choudhary : SLT / ALT - When & How?	

11:10 am to 12:10 pm	IC-3 : All About Tubes	IC-7 : Perimetry Octopus	IC-11 : Glaucoma Suspects / OHT / NTG	IC-15 : Pediatric Glaucoma for Comprehensive Ophthalmologist	Free Paper III
Chairman	Dr George Puthuran : Preventing & Managing Tube Retraction & Tube Exposure.	Dr Devindra Sood : Discussion & Summing it Up.	Dr P Sathyan : Introduction.	Dr Anil K Mandal : Surgical Options for Pediatric Glaucoma.	
Co-Instructor	Dr Ganesh Venkatraman : Tubes in Complex Situations - Sulcus / Pars Plana Placement, Post V-R Surgery.	Dr Barun Kumar Nayak : Reading a Single Field Octopus Print.	Dr Arup Chakrabarti : OHT - Role of CCT, OCT, ERG and VF /whom to treat.	Dr Viney Gupta : Evaluation of Pediatric Glaucoma.	
Co-Instructor	Dr Devendra Maheshwari : Preventing & Managing Tube Blockage & Tube Cornea Touch.	Dr N R Rangaraj : Whats' the Difference - Cluster & Polar Analysis and Trends.	Dr Sirish Nelivigi : Glaucoma Suspect - Preferred Practice Pattern.	Dr Sushmita Kaushik : If Cornea is White - What Next?	
Co-Instructor	Dr Amit Porwal : Indications & a Safer Surgery System for Tubes.	Dr Murali Ariga : Progression on Octopus Perimetry.	Dr Alokesh Ganguly : NTG - Ocular Bio Markers / Role of Systemic Evaluaton.	Dr Sirisha Senthil : Management of Refractory Pediatric Glaucoma.	
Co-Instructor	Dr Avik Kumar Roy : Preventing & Managing Early /Late Hypotony & Hypertensive Phase.	Dr Sachin Dharwadkar : Comparing HFA & Octopus 900 Head to Head.	Dr Shailesh GM : NTG - Management Protocol.	Dr Manju Pillai : Overview of Medical Management of Pediatric Glaucoma.	

12:15 pm to 01:15 pm	IC-4 : MIGS in Indian Context	IC-8 : Maximising Utility of OCT in Glaucoma	IC-12 : Managing Complications of Trabeculectomy	IC-16 : India & Angle Closure Diseases.	B Shridhar Rao Award Session
Chairman	Dr Sushma Tejwani : Introduction / Stenting the Angle : Technique & Trouble Shooting.	Dr Rita Dhamankar : OCT Interpretation, Don't Get Fooled.	Dr Prateep Vyas : Bleb Leak, Over Filtering, OverHanging Belbs, Managing Risks.	Dr Baskaran Mani : Monitoring Angle Closure Disease - Evidence & Practice.	
Co-Instructor	Dr Vanita Pathak Ray : Combined in flow-Outflow MIGS.	Dr Prashant Srivastava : RNFL Diagnosis in Glaucoma.	Dr Sirisha Senthil : Saving from Nightmare of Hemorrhagic Choroidals and Malignant Glaucoma.	Dr Ajeet Kumar Dwivedi : Tube Implants in Angle Closure Glaucoma - Indications & Safeguards	
Co-Instructor	Dr Tej Rane : MIGS Practice in UK : Differences and Similarities.	Dr Mandar Paranjpe : Monitor Glaucoma Progression on OCT.	Dr Manish Shah : Managing Early & Late Bleb Failure (Short Video of Bleb Massage, Releasable Suture Suterelysis & Bleb Needling).	Dr Chengchira Sangma : Cataract Surgery in Angle Closure Eyes - Surgical Tips Maximising Outcomes.	
Co-Instructor	Dr Suneeta Dubey : Overview of MIGS in India.	Dr G R Reddy : Structure Function Correlation of RGC in Glaucoma.	Dr Meenakshi Dhar : Dealing with Bleb Dysesthesia & Bleb Related Infections.	Dr Kirti Singh : Trabeculectomy, MIGS or Cataract alone.	
Co-Instructor	Dr Dipanjan Pal : KDB Goniotomy, BANG & their Extended Indicatons.	Dr Talvir Siddhu : OCT Flaws.	Dr Gowri Murthy : Intra Operative Complications of Trabeculectomy. How to handle them judiciously.	Dr Pankaj Bendale : How is Angle Closure Different? Diagnostic & Imaging Clues.	

PLENARY SESSION I

Title : Glaucoma Foundation

Chairman : Dr Vinay Nangia
Co-Chairman : Dr Alan Robin
Co-Chairman : Dr Ronnie George
Co-Chairman : Dr Prafulla Sarma

Date - Friday, 27th September, 2024

Time - 02:10 pm to 04:02 pm

Hall A + Hall B

No	Time	Topic	Duration	Speaker
1	02:11 pm to 02:21 pm	Systemic Medication and Risk of Glaucoma.	10	Dr Andrew Tatham
2	02:22 pm to 02:28 pm	History Taking in Glaucoma.	6	Dr L S Jhala
3	02:29 pm to 02:35 pm	CSF Pressure and Glaucoma.	6	Dr Alokesh Ganguly
4	02:36 pm to 02:43 pm	Non IOP Related Risk Factors of Glaucoma.	7	Dr Meenakshi Dhar
5	02:44 pm to 02:51 pm	Ocular Blood Flow Pathophysiology & Clinical Relevance in Glaucoma.	7	Dr Geeta Behera
6	02:52 pm to 02: 59 pm	Is this field Glaucomatous ? Is this disc Glaucomatous?	7	Dr Mayuri Khammar
7	03:00 pm to 03:07 pm	Status of Portable Technology for Glaucoma Evaluation.	7	Dr Parul Ichhpujani
8	03:08 pm to 03:18 pm	Anterior Segment Imaging in Glaucoma.	10	Dr Arun Narayanswamy
9	03:19 pm to 03:26 pm	UBM – Advantages and Indications.	7	Dr Maneesh Singh
10	03:27 pm to 03:33 pm	Short Eyes and Glaucoma.	6	Dr Sharmila Reddy
11	03:34 pm to 03:41 pm	Glaucoma Masquerade and Confounders.	7	Dr Roopali Nerlikar
12	03:42 pm to 03:49 pm	Ocular Surface Diseases and Glaucoma.	7	Dr Tirupati Nath
13	03:50 pm to 03:58 pm	Optic Disc in Myopia & Implications for Glaucoma	8	Dr Vinay Nangia
14	03:59 pm to 04:02 pm	Concluding Remarks	3	

PLENARY SESSION II

Title : Sneak Peak Into The Future

Date - Friday, 27th September, 2024

Time - 04:07 pm to 05:30 pm


Hall A + Hall B

Chairman : Dr Ramanjit Sihota
Co-Chairmans : Dr Andrew Tatham
Co-Chairman : Dr Deven Tuli
Co-Chairman : Dr Manish Shah

No	Time	Topic	Duration	Speaker
1	04:08 pm to 04:20 pm	Current Status of Role of Genetic Study in Glaucoma Practice.	12	Dr John Fingert
2	04:21 pm to 04:29 pm	AI in Glaucoma.	8	Dr Swati Upadhyay
3	04:30 pm to 04:38 pm	Molecular Signature Guiding Severity and Progression.	8	Dr Sushma Tejwani
4	04:39 pm to 04:46 pm	Assessing Progression of Glaucoma.	7	Dr Suneeta Dubey
5	04:47 pm to 04:54 pm	Role of Lymphatics and their Preservation in Glaucoma Surgery.	7	Dr SS Pandav
6	04:55 pm to 05:02 pm	Angle Closure Glaucoma : Changing Concepts in Diagnosis and Treatments,	7	Dr Cyril Dorairaj
7	05:03 pm to 05:10 pm	Newer Advances in Perimetry - Virtual /I- pad etc. What is the future?	7	Dr Arijit Mitra
8	05:11 pm to 05:18 pm	Big Data & Possibility of Personalized Medicine	7	Dr Parul Icchapujani
9	05:19 pm to 05:26 pm	Newer Aspects of Gonioscopy	7	Dr JC Das
10	05:27 pm to 05:30 pm	Concluding Remarks	3	



05:30 pm to 06:00 pm



06:00 pm to 06:45 pm

ADVISORY BOARD MEETING

07:00 pm to 07:30 pm

FACULTY DINNER

08:00 pm onwards

DAY 2

PLENARY SESSION III

Title : Medical Management Fundamentals

Date - Saturday, 28th September, 2024

Time - 08:10 am to 09:43 am

Hall A + Hall B

Chairman : Dr JC Das
Co-Chairman : Dr Syril Dorairaj
Co-Chairman : Dr Gowri Murthy
Co-Chairman : Dr Maneesh Singh

No	Time	Topic	Duration	Speaker
1	08:11 am to 08:18 am	How to Move Forward in Glaucoma Management in India.	7	Dr Alan Robin
2	08:19 am to 08:26 am	Drug Molecules in the Pipeline and Novel Methods of Drug Delivery.	7	Dr Andrew Tatham
3	08:27 am to 08:34 am	Choices and Challenges of First Time Treatment of Patient Diagnosed with Glaucoma	7	Dr Rita Dhamankar
4	08:35 am to 08:42 am	Principles of Medical Management in Glaucoma.	7	Dr R Ramakrishnan
5	08:43 am to 08:50 am	Take Home Messages from Relevant RCTs in Glaucoma Management	7	Dr Baskaran Mani
6	08:51 am to 08:58 am	Spectrum of Side Effects of Medical Management	7	Dr Sachin Dharwadkar
7	08:59 am to 09:06 am	Fixed Dose Combination : Pros & Cons	7	Dr Barun Kumar Nayak
8	09:07 am to 09:14 pm	Home Glaucoma Monitoring.	7	Dr Andrew Tatham
9	09:15 am to 09:22 am	Neuroprotection - How far are we from Clinical Application ?	7	Dr Vinita Gupta
10	09:23 am to 09:30 am	Maximum Medical Therapy in Glaucoma : When & What ?	7	Dr Harsh Kumar
11	09:31 am to 09:38 am	Why Did Some Patients Progress?	7	Dr Ramanjit Sihota
12	09:39 am to 09:43 am	Concluding Remarks	4	

PLENARY SESSION IV

Title : Take A Detour

Chairman : Dr R Ramakrishnan
Co-Chairman : Dr John Fingert
Co-Chairman : Dr Shweta Tripathy
Co-Chairman : Dr Manav Deep Singh

Date - Saturday, 28th September, 2024

Time - 10:08 am to 11:48 am

Hall A + Hall B

No	Time	Topic	Duration	Speaker
1	10:09 am to 10:16 pm	Normal Tension Glaucoma - When & How to treat?	7	Dr Kirti Singh
2	10:17 am to 10:24 am	NTG : What Genetic Studies Have Taught Us.	7	Dr John Fingert
3	10:25 am to 10:32 am	Management of Post Refractive Surgery in Glaucoma. How is it different?	7	Dr Shikha Gupta
4	10:33 am to 10:40 am	Ocular Hypertension & Glaucoma Suspect : How to Tackle ?	7	Dr Shailesh GM
5	10:41 am to 10:48 am	Effects of Exercise on Glaucoma	7	Dr Deven Tuli
6	10:49 am to 10:56 am	Patient Adherence & Communication : Is it important ?	7	Dr Alan Robin
7	10:57 am to 11:04 am	QOL - Considerations in Glaucoma : Is it relevant ?	7	Dr S K Gupta
8	11:05 am to 11:12 am	What Precautions Should I take, Doc?	7	Dr Barun Kumar Nayak
9	11:13 am to 11:20 am	Pregnancy and Glaucoma	7	Dr Manav Deep Singh
10	11:21 am to 11:28 am	SLT : Applicability in Indian Context	7	Dr G Venkatraman
11	11:29 am to 11:36 am	Various Laser Procedures in Glaucoma	7	Dr Arvind Neelkantan
12	11:37 am to 11:44 am	Current Status of OCT Angiography in Glaucoma.	7	Dr Harsha Rao
13	11:45 am to 11:48 am	Concluding Remarks	3	

PLENARY SESSION V

Title : Controversies Resolved

Date - Saturday, 28th September, 2024

Time - 11:53 am to 01:04 pm

Hall A + Hall B

Chairman : Dr Devindra Sood
Co-Chairman : Dr Sachin Dharwadkar
Co-Chairman : Dr Mayuri Khammar
Co-Chairman : Dr Madhu Bhaduria

No	Time	Topic	Duration	Speaker
1	11:54 am to 12:01 pm	Dresscode for entering the MIGS Arena.	7	Dr Sushmita Kaushik
2	12:02 pm to 12:06 pm	MIGS in India has a bright future : FOR	4	Dr P Sathyan
3	12:07 pm to 12:11 pm	MIGS in India has a bright future : AGAINST	4	Dr Siddharth Dikshit
4	12:12 pm to 12:16 pm	MIGS in India has a bright future : REMARKS	4	Dr SS Pandav
5	12:17 pm to 12 :21 pm	Trabeculectomy with Mitomycin C : Injectables	4	Dr Krishna Das
6	12:22 pm to 12:26 pm	Trabeculectomy with Mitomycin C : Surface Application	4	Dr Prateep Vyas
7	12:27 pm to 12:31 pm	Trabeculectomy with Mitomycin C - REMARKS	4	Dr L Vijaya
8	12:32 pm to 12:36 pm	Preservative Free : Drug of Choice	4	Dr Paaraj Dave
9	12:37 pm to 12:41 pm	Preservative Free : It Doesn't Matter	4	Dr Manisha Rathi
10	12: 42 pm to 12:46 pm	Preservative Free Drugs - REMARKS	4	Dr Vineet Sehgal
11	12:47 pm to 12:51 pm	Branded Drugs : A Must	4	Dr Binita Thakore
12	12:52 pm to 12:56 pm	Generic Drugs : No Issues	4	Dr Mariam Mansuri
13	12:57 pm to 01:01 pm	Branded & Generic Drugs - REMARKS	4	Dr Karthikeyan M
14	01:02 pm to 01:04 pm	Concluding Remarks	2	

PLENARY SESSION VI

Title : Surgical Treatment in Glaucoma

Chairman : Dr SS Pandav
Co-Chairman : Dr Prateep Vyas
Co-Chairman : Dr George Puthuran
Co-Chairman : Dr R Venkatesh

Date - Saturday, 28th September, 2024

Time - 02:05 pm to 03:47 pm

Hall A + Hall B

No	Time	Topic	Duration	Speaker
1	02:06 pm to 02:16 pm	Current Approach Towards Tackling Co-Existing Cataract & Glaucoma together ?	10	Dr Andrew Tatham
2	02:17 pm to 02:23 pm	How to Conduct a Safe Trabeculectomy	6	Dr L Vijaya
3	02:24 pm to 02:32 pm	Early & Late Complicatons of Trabeculectomy	8	Dr Mayuri Khammar
4	02:33 pm to 02:39 pm	Early Diagnosis & Management of Bleb Fibrosis	6	Dr Cyril Dorairaj
5	02:40 pm to 02:46 pm	How to Conduct a Safe AGV Surgery?	6	Dr Vanita Pathak Ray
6	02:47 pm to 02:53 pm	How to Conduct a Safe AADI Surgery?	6	Dr George Puthuran
7	02:54 pm to 03:00 pm	Managing Complications of Tube Surgery.	6	Dr B Shantha
8	03:01 pm to 03:07 pm	Cyclophotocoagulation : Options & Indications.	6	Dr Maneesh Singh
9	03:08 pm to 03:14 pm	KDB Goniotomy : Procedure & Status.	6	Dr Swati Upadhyay
10	03:15 pm to 03:21 pm	BANG : Procedure & Status.	6	Dr R Venkatesh
11	03:22 pm to 03:28 pm	I-Stent : Procedure & Status.	6	Dr Arvind Neelkantan
12	03:29 pm to 03:35 pm	Suture GATT : Procedure & Status.	6	Dr Thomas George
13	03:36 pm to 03:42 pm	What is the fuss about MIGS ?	6	Dr Cyril Dorairaj
14	03:43 pm to 03:47 pm	Concluding Remarks	4	

PLENARY SESSION VII

Title : Secondary / Paediatric Glaucoma

Date - Saturday, 28th September, 2024

Time - 03:52 pm to 05:09 pm

Hall A + Hall B

Chairman : Dr L Vijaya
Co-Chairman : Dr Sushmita Kaushik
Co-Chairman : Dr Viney Gupta
Co-Chairman : Dr AK Mandal

No	Time	Topic	Duration	Speaker
1	03:53 pm to 04:00 pm	Secondary Glaucoma : An Overview	7	Dr Gowri Murthy
2	04:01 pm to 04:08 pm	Malignant Glaucoma	7	Dr Rashmi Krishnamurthy
3	04:09 pm to 04:16 pm	Glaucoma with Uveitis	7	Dr Madhu Bhaduria
4	04:17 pm to 04:24 pm	Pseudoexfoliation Glaucoma	7	Dr Priti Kamdar
5	04:25 pm to 04:32 pm	An Insight into Steroid Induced Glaucoma	7	Dr Manav Deep Singh
6	04:33 pm to 04:40 pm	Post VR Surgery Glaucoma	7	Dr Neethu Mohan
7	04:41 pm to 04:48 pm	Neovascular Glaucoma	7	Dr Parveen Rewri
8	04:49 pm to 04:56 pm	Paediatric Glaucoma : An Overview	7	Dr Viney Gupta
9	04:57 pm to 05:04 pm	Changing Trends in Surgery for childhood Glaucoma	7	Dr AK Mandal
10	05:05 pm to 05:09 pm	Concluding Remarks	4	



05:00 pm to 05:30 pm

05:00:00 PM

onwards Annual General Meeting



07:00 pm onwards

DAY 3

PLENARY SESSION VIII

Title : Glaucoma Medley

Date - Sunday, 29th September 2024

Time - 08:30 am to 10:00 am

Hall A

Chairman : Dr Krishna Das
Co-Chairman : Dr B Shantha
Co-Chairman : Dr Barun Kumar Nayak
Co-Chairman : Dr Suneeta Dubey

No	Time	Topic	Duration	Speaker
1	08:31 am to 08:38 am	Spectrum of ACD	7	Dr Ajeet Kumar Dwivedi
2	08:39 am to 08:46 am	Is there a role of genetic testing : Lab to Clinic	7	Dr Sirisha Senthil
3	08:47 am to 08:54 am	Glaucoma Screening and Telemedicine	7	Dr Manju Pillai
4	08:55 am to 09:02 am	Trab or Lens Extraction - 1st in Angle Closure	7	Dr S Kavitha
5	09:03 am to 09:10 am	Is there any role of clear Lens Extraction	7	Dr Manish Shah
6	09:11 am to 09:18 am	What to do if patient deteriorates inspite of good IOP control	7	Dr Ajit Hazari
7	09:19 am to 09:26 am	Refractory - Adult & Pediatric Glaucoma	7	Dr Sirisha Senthil
8	09:27 am to 09:34 am	Preventing and Managing Litigation in Medical Practice - Practical Tips.	7	Dr Murali Ariga
9	09:35 am to 09:42 am	Ethics in Glaucoma Practice	7	Dr Shibal Bhartiya
10	09:43 am to 09:50 am	Laser PI : When & How to do it?	7	Dr Aditya Agarwal
11	09:51 am to 10:00 am	Concluding Remarks	9	

PLENARY SESSION IX

Title : Enchanted Insights

Date - Sunday, 29th September 2024

Time - 10:30 am to 12:00 noon

Hall A

Chairman : Dr Harsh Kumar
Co-Chairman : Dr Mandar Paranjpe
Co-Chairman : Dr Ganesh Venkatraman
Co-Chairman : Dr Harsha Rao

No	Time	Topic	Duration	Speaker
1	10:31 am to 10:39 am	Common Mistakes in Glaucoma Management	8	Dr Harsh Kumar
2	10:40 am to 10:47 am	10 Tips for Safe Trabeculectomy	7	Dr Baskaran Mani
3	10:48 am to 10:55 am	10 Tips for Perimetry	7	Dr Bhagabat Nayak
4	10:56 am to 11:03 am	10 Tips for Gonioscopy	7	Dr Julie Pegu
5	11:04 am to 11:11 am	10 Tips for OCT in Glaucoma	7	Dr Madhu Bhaduria
6	11:12 am to 11:19 am	10 Tips for proper Glaucoma Care.	7	Dr Ronnie George
7	11:20 am to 11:27 am	10 Tips for Medical Management of Glaucoma	7	Dr Sunil Gupta
8	11:28 am to 11:35 am	10 Tips for Glaucoma Implant Surgery	7	Dr George Puthuran
9	11:36 am to 11:43 am	10 Tips for Disc Evaluation	7	Dr Tirupathi Nath
11	11:44 am to 11:51 am	10 Tips for Safe MIGS	7	Dr Mohideen AK
12	11:52 am to 11:59 am	Concluding Remarks	7	

INSTRUCTION COURSE

Sunday, 29th September 2024

Time	Hall B	Hall C
08:30 am to 09:30 am	IC-17 : Secondary Glaucoma	Free Paper Final
Chairman	Dr Madhu Bhaduria : Steroid Induced Glaucoma.	
Co-Instructor	Dr Julie Pegu : Post Penetrating Keratoplasty Glaucoma.	
Co-Instructor	Dr Vinita Gupta : Pigmentary Glaucoma.	
Co-Instructor	Dr Neethu Mohan : Glaucoma in Trauma.	
Co-Instructor	Dr Pankaj Bendale : Neovascular Glaucoma.	
09:35 am to 10:35 am	IC-18 : Optic Disc & Fundus Evaluation	Rapid Fire (Poster Final)
Chairman	Dr Mandar Paranjpe : ONH Exam - Imaging (OCT)	
Co-Instructor	Dr Mohideen AK : Glaucoma Mimickers.	
Co-Instructor	Dr LS Jhala - ONH Exam - Clinical Markers for Glaucoma Diagnosis & Progression.	
Co-Instructor	Dr Jimmy Mittal : ONH exam in Challenging Scenarios.	
Co-Instructor	Dr Ravi Chandil : ONH Exam - Imaging (Photography)	
10:40 am to 11:40 am	IC- 19 : Is my Patient Progressing ?	Glaucoma Pitch (Innovations)
Chairman	Dr Ajit Hazari : Introduction & Structure Function GPA.	
Co-Instructor	Dr Ajeet Kumar Dwivedi : Perimetry - Monitoring for Progression.	
Co-Instructor	Dr Arup Chakrabarti : OCT - Monitoring for Progression.	
Co-Instructor	Dr Avik Kumar Roy : Decoding Unexplained Progression.	
Co-Instructor	Dr Maitreyee Das : Risk Factors for Progression - IOP, Disc Evaluation, Systemic Factors.	

Valedictory Function

12:10 pm to 012:40 pm

12:30 pm onwards - LUNCH